

Interactive Catalog Replaces Catalog Pages

Honeywell Sensing and Control has replaced the PDF product catalog with the new **Interactive Catalog**. The **Interactive Catalog** is a power search tool that makes it easier to find product information. It includes more installation, application, and technical information than ever before.



**Click this icon to try the new
Interactive Catalog.**

Sensing and Control

Honeywell Inc.

11 West Spring Street

Freeport, Illinois 61032

Pressure Sensors

Gage and Differential/Unamplified

22/24/26PC Series

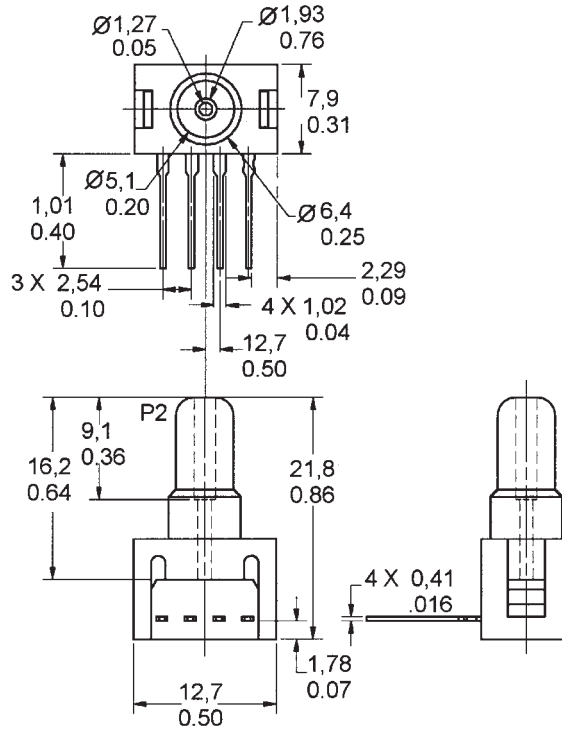
GAGE SENSOR

Pressure is applied to port P2. Port P1 vents to ambient pressure

Mounting Dimensions (for reference only)

1 x 4 Termination (Style 1), Straight Port (Style A)

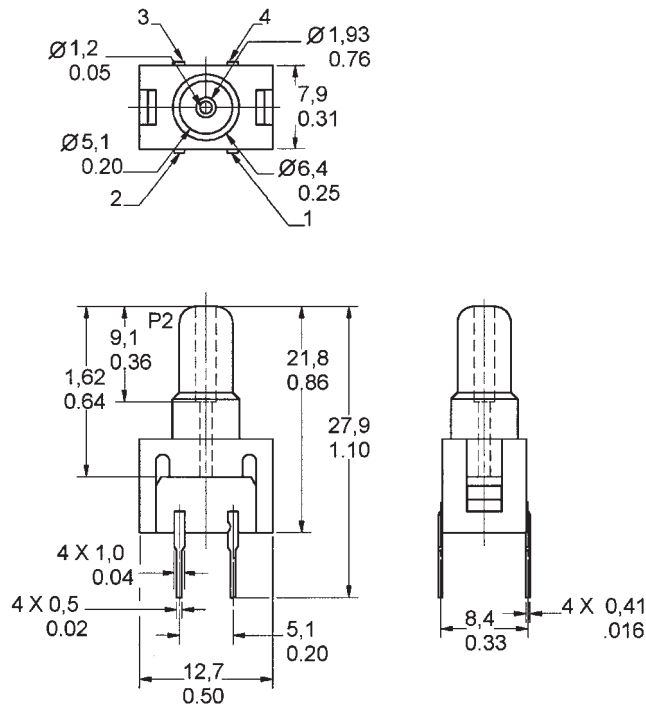
Pin 1 is notched, and is shown at the right of the package. Pin 2 is next to Pin 1, etc.



Unamplified

2 x 2 Termination (Style 2), Straight Port (Style A)

Pin 1 is notched and is shown at lower right corner. Pins 2, 3, and 4 are clockwise.



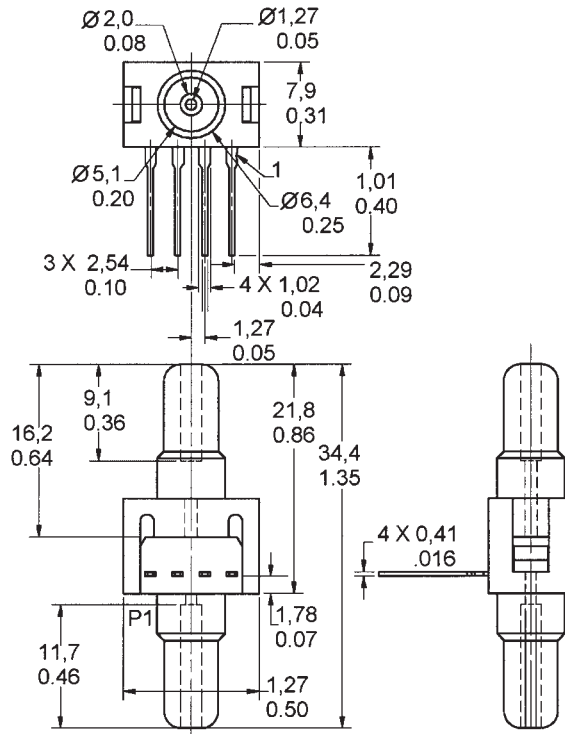
Pressure Sensors

Gage and Differential/Unamplified

22/24/26PC Series

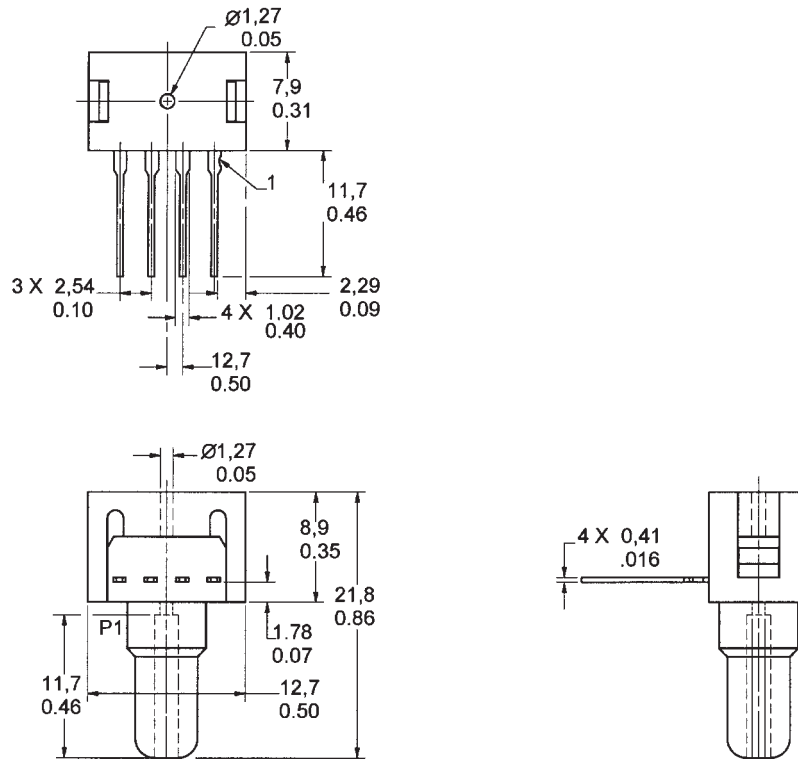
Straight Port, 1 x 4 Termination (Style 1) ONLY

Port 1 is near terminals



Absolute Sensor

1 x 4 Termination (Style 1), Port 1 is near terminals



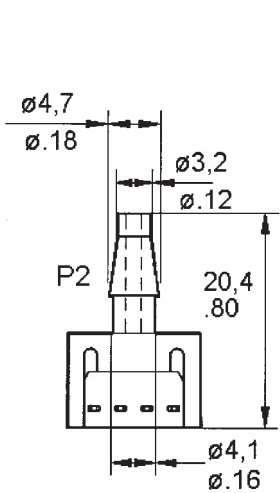
Pressure Sensors

Gage and Differential/Unamplified

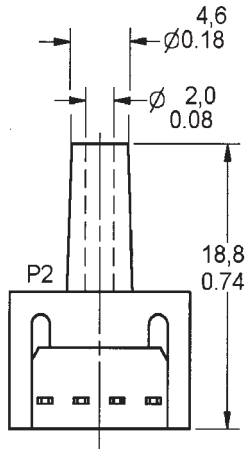
22/24/26PC Series

OTHER GAGE SENSOR PORT STYLES (2 x 2 or 1 x 4 Termination)

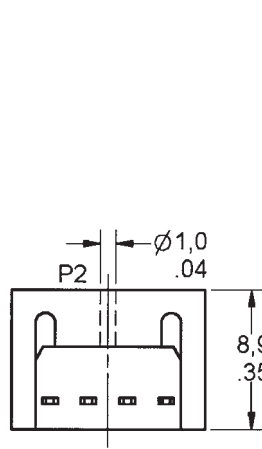
B Barbed



C Luer



D Modular



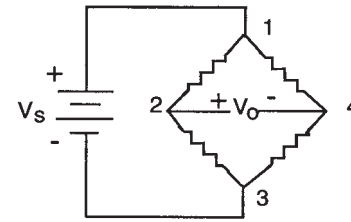
20PC SERIES CIRCUIT - NOTES

1. Circled numbers refer to Sensor Terminals (interface pins).
2. V_O increases with pressure change.
3. $V_O = V_2 - V_4$
4. Pin 1 designated with a notch.

Pin Designation

- Pin 1 = V_S (+)
- Pin 2 = Output (+)
- Pin 3 = Ground (-)
- Pin 4 = Output (-)

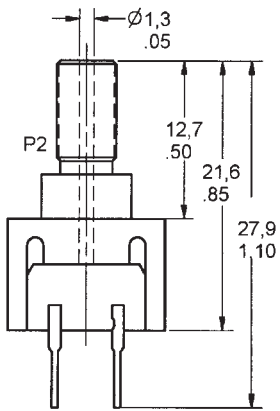
EXCITATION



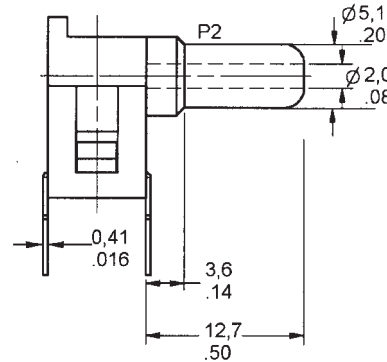
Unamplified

H M5 Thread

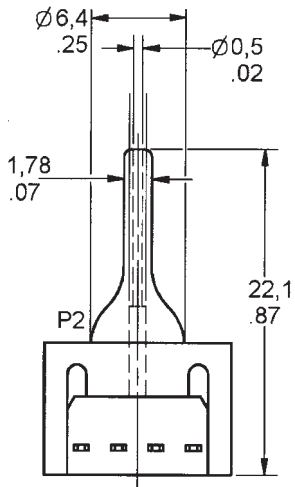
O-Ring Size 007 O-Ring Counterbore
1,02 mm (.040) deep $\pm 0,13$ (.005) x 7,6 mm (.30) $\pm 0,8$ (.003)



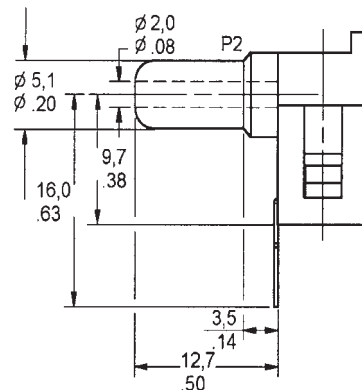
I 90°



J Needle



K Reverse 90°



Pressure Sensors

Gage and Differential/Unamplified

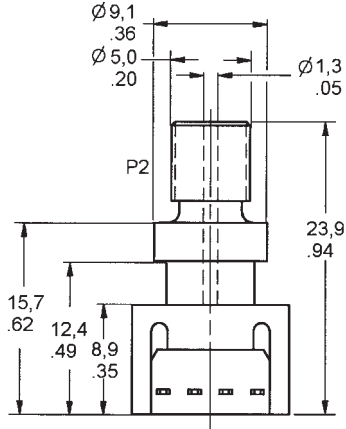
22/24/26PC Series

OTHER GAGE SENSOR PORT STYLES (2 x 2 or 1 x 4 Termination)

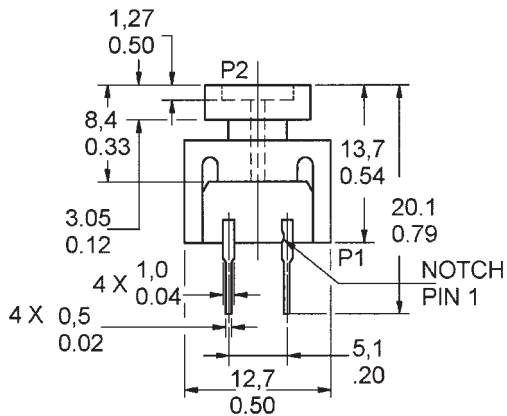
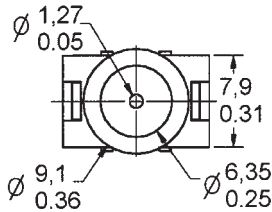
M 1/4-28 UNF Thread

O-Ring Size 009 O-Ring Counterbore

1,02 mm (.040) deep $\pm 0,05$ (.002) x 9,1 mm (.360) $\pm 0,8$ (.003)



S Manifold



20PC Construction

